


ASSEMBLY INSTRUCTION

Step 1

A

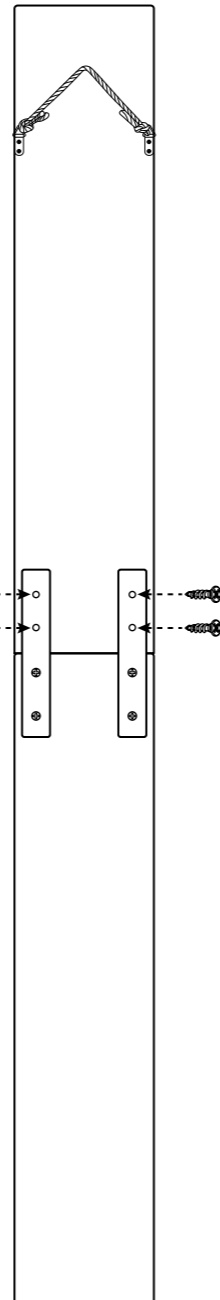


B



Step 2




C



Step 3



HARDWARE LIST

CODE	PARTS	QTY.
A		1PC
B		1PC
C		4PCS